

Ray-On PoE

Ray-On PoE serie allows to the patented DGRC (Digital and Geometric Radiation Control) technology to be easily integrated in smart buildings. This innovation yield homogenous sound coverage and perfect intelligibility. The elegant design of Ray-On loudspeakers with their finely perforated grid, the ability to dispose of all colors thanks to a paintable cast aluminium body, and the vertical installation of the columns inherent to the DGRC technology allow achieving optimal results in terms of aesthetics and integration.

Based on the expertise of Active Audio in the field of directivity control by loudspeakers arrays, the Ray-On B70PoE sound bar focuses on the directivity control of loudspeaker alignments on the horizontal plane.

The directivity of the B70 provides excellent intelligibility, even in reverberant and longilineal spaces or to limit the noise pollution on the adjacent areas in shopping malls or museums.

The elegant design and the finesse of the B70PoE enclosure combined with its horizontal laying mode allow to obtain an easy and aesthetic integration.

The integrated 60W PoE+ amplifier module allows to power and put audio signal in the column with a single CAT6 cable. Ray-OnB70 PoE can be installed close to any RJ45 socket connected to a network switch with a PoE+ port.

Equipped with an AES67 compatible DANTE input on RJ45 connector, Ray-OnB70PoE is designed to be integrated into complex digital networks. The internal DSP of the enclosure provides an optimal frequency response.

With a similar design Ray-On R70PoE exists in 75W low impedance or 70V/100V version under the reference Ray-On B70 TC.



B70PoE

Network powered single channel sound bar

Max SPL: 94dB at 5m

Advantage of B70TC: Optimised horizontal coverage

Bandwidth: 120Hz-18kHz

Continuous power: 60W


 Dante™ / AES67

Paintable

5 years warranty



Advantage of B70TC: Optimised horizontal coverage



Direct sound at 1kHz on a 10m wide path with Ray-on B70TC spaced by 10m, installation height 5,5m: attenuation -10dB at the edges.



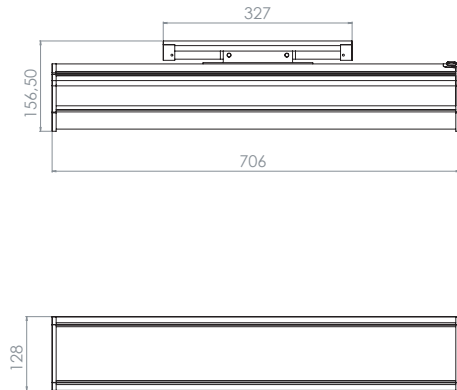
Direct sound at 1kHz obtained with 6" ceiling loudspeakers spaced by 5m, installation height 5,5m: attenuation of -3dB on the edges.

B70PoE

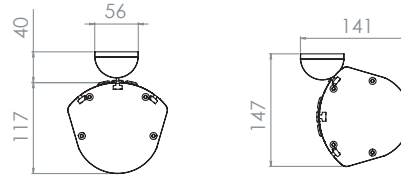
Technical Specifications

Mechanical drawing

Front views



Top views



Technical Specifications

Acoustical data

Opening angle 500Hz-2kHz (at -6dB):	
Longitudinal plan	40°
Transverse plan	180°
SPL max	94dB at 5m (108 at 1m) *
Sensitivity	74dB at 5m (1W)
Bandwidth (à -10dB)	120Hz - 18kHz
Drivers	7 x 2,5"

Mechanical data

Net weight	5,4 kg
Shipping weight	5,9 kg
Height	706 mm
Width	128 mm
Depth	117 mm
Standard colors	White RAL 9016 Black RAL 9005
Material	Aluminium body, treated steel Rustproof and UV proof

Electrical data

Compatibility	802.3 at (PoE) ; 802.3 at (PoE+) / AES67
Power	60W
Connector	RJ 45

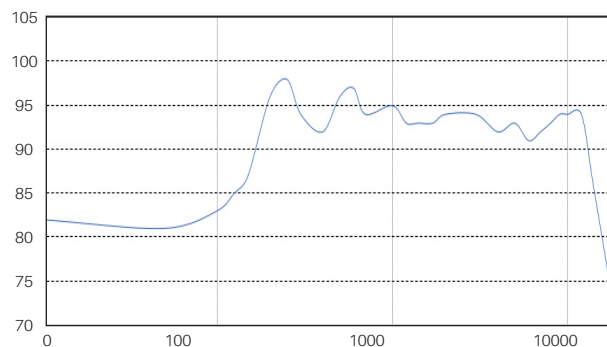
Tuning and exploitation

Recommended equalisation	5 param Cells
Modeling	EASE et CATT-Acoustic™
Environnement	From -25° to 55°C IP23 indoor
Mounting	Surface mount or hanged

*Estimated sound level based on a 6dB decreased by doubling distance from the measure pressure level at 5m.

Frequency response

B70TC frequency response with recommended equalisation at 5m on axis.



Horizontal polar (10dB / div)

